



INTERIOR LASER TOOLS

THE MOST DURABLE LASER TOOLS
IN THE INDUSTRY



INTERIOR LASER OVERVIEW

Interior visible lasers are used for various positioning projects in the commercial and residential construction industry. The laser tools are used to reference level, plumb, square and various alignment tasks.

Lasers are intended to be used in lieu of string lines, plumb bobs, levels, optical instruments and other tools so the users hands are free to perform the work required.

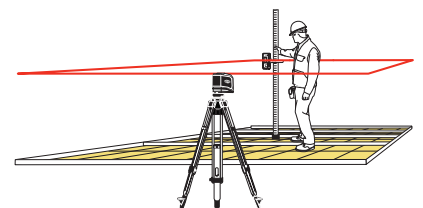
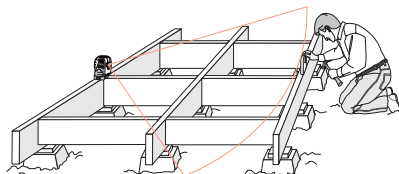
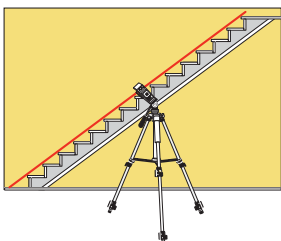
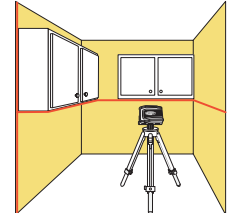
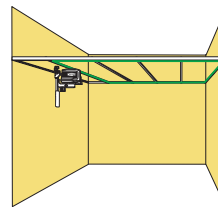
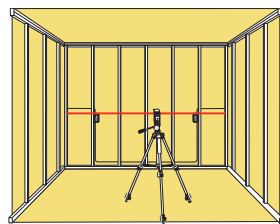
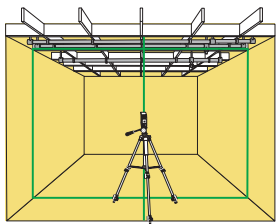
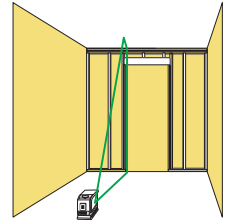
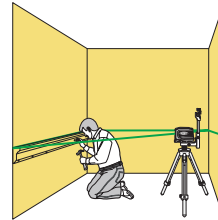
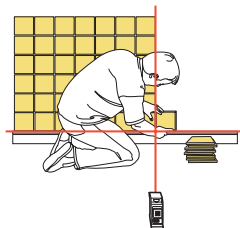
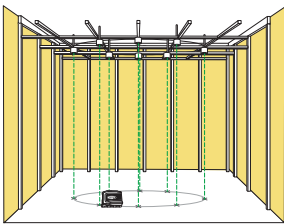
Laser types include pointers, line lasers, rotating lasers and combinations of these. Lasers are also available in green or red beams.

Green beams are up to four times brighter to the human eye and are ideal for brighter interior conditions. Red beam lasers offer a lower initial price and typically have longer battery life.

Professionals that benefit from laser productivity increases include ceiling installers, mechanical, electrical and plumbing trades, framers, drywall contractors, carpenters, shop fitters, deck builders, general contractors and anyone with positioning requirements.

Applications

APPLICATION	LP50	LP51G	LT20	LT20G	LT52R	LT52G	LT56	LT58G	HV101	HV302	HV302G
Point Transfer, Plumb	✓	✓			✓	✓	✓	✓			
Square, 90° Angles	✓	✓			✓	✓	✓	✓	✓	✓	✓
Horizontal Leveling, Marking			✓	✓	✓	✓	✓	✓	✓	✓	✓
Vertical Alignment			✓	✓	✓	✓	✓	✓	✓	✓	✓
Angles other than 90°			✓	✓	✓	✓	✓	✓			
Bright Interior Conditions		✓		✓		✓		✓			✓
Outdoors with Receiver					✓	✓	✓	✓	✓	✓	✓



KEY FEATURES

On All Models



The warranty program from Spectra Precision provides comprehensive coverage and simplicity. Standard warranty covers manufacturing faults and drops or knock-overs within the specified heights. The over-the-counter exchange policy on Laser Tools can be transacted worldwide by any Spectra Precision dealer.



Spectra Precision products are designed to be used in the tough construction environment where performance in arduous conditions is expected. All Spectra Precision products are robust and designed to withstand a 1m (3ft) drop onto concrete and tripod tip-over up to 1.5m (5ft) resulting in reduced downtime and lower repair costs. The “Shockproof” icon saves you money.



Each product is equipped with the necessary accessories to complete the versatile job requirements. Mounting the laser where you need it is critical to getting the job done. Mounting over floor track, on columns, on ceiling track or on tripods—the packages include what you need.



Worldwide Support - Spectra Precision has a comprehensive worldwide approved service provider network with over 170 service centers. Experienced service technicians are available via phone, email and in person during normal business hours all around the world for technical advice, service or repairs.




All products meet rigorous environmental protection standards and have a minimum rating of IP54. Lasers are protected against harmful dust or water ingress.

On Selected Models



Ultra-Green laser beams are up to 4X brighter to the eye than red laser beams. When high visibility is required due to bright ambient light conditions or longer distances, the green beams shine.



A compensator lock allows the laser to provide a continuous beam regardless of tilt. This allows aligning at elevations other than horizontal. Stairways, sloped ceilings are a few examples of use. Securing the compensator also protects the laser during storage and transport.



The HR1220 Line Receiver can be added to line lasers for short range exterior layout and elevation control.



One Button operation provides quick, easy setup and intuitive operation. Valuable when multiple crew members use one tool.

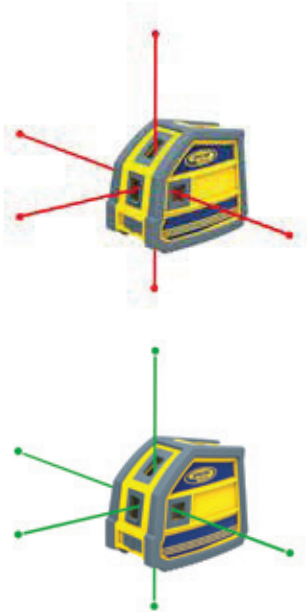


Lithium-Ion batteries are rechargeable and provide huge savings on battery cost compared to alkaline models. They are also ecological friendly.

LP51 / LP51G Laser Pointer

Five-beam point lasers are ideal for one person leveling, squaring and plumb applications and ideal for point transfer floor to ceiling. General and interior contractors, electricians, plumbers and a variety of tradesmen will enhance productivity with these tools.

- Choose high visibility green beam or economical red beam
- Versatile – replaces a square, plumb bob, level, optical instruments in the toolbox
- Fast and accurate set-up – self-leveling and advanced dampening technology
- Brightest beam – patented technology, highly visual in all conditions
- Compact – easily fits in your tool belt so it's always at hand
- Tough and durable – able to withstand a 3-foot (1m) drop



LP51 Package

LP51G Package

LT20 / LT20G Crossline Laser Tool

Crossline Laser Tools project ultra-bright horizontal and vertical lines. The automatic self-leveling laser tool is used in a wide variety of interior applications including leveling, layout, vertical plumb and alignment.

- Bright beams for good visibility even in bright conditions
- Versatile mounting accessory – includes ceiling mount and magnetic mount
- Wide laser beam fan angle allows maximum coverage
- Horizontal only, vertical only or both together




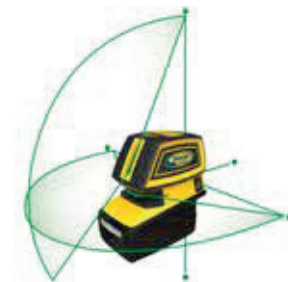
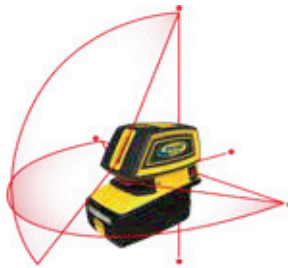
LT20 Package

LT20G Package

LT52R / LT52G Point & Crossline Lasers

The LT52 eliminates the need for a contractor to purchase two tools by combining a 5-beam laser pointer with a horizontal and vertical cross line laser into one product. The versatile, automatic self-leveling laser tool can be used in a wide variety of construction applications.

- Two tools in one – horizontal and vertical crosslines, plus a 5 beam laser pointer
- High visibility - points are bright, round and sharp
- Wide 220° bright horizontal line intersects points
- Down point clears floor track; no accessory required
- Productive for interior jobs, and exterior elevation and alignment applications with optional HR1220 receiver



LT52R Package





LT52G Package

LT56 / LT58G 3 x 360 Lasers

The LT56 & LT58G each provide three 360 degree planes of laser light. A horizontal plane and 2 vertical planes 90 degrees apart provide all the reference required for interior layout. The compact size, lightweight design and adjustable mount allow easy setup at ceiling height. The LT56 has red beam lasers and the LT58G has high visibility green beams.

- Bright crisp laser lines extend the working range and are easy to see
- Versatile mounting accessory - includes ceiling track, magnetic and tripod mounts with rotation and fine vertical adjustment
- The HR1220 Line Receiver is added to the LT56-2 and LT58G-2 packages for short range exterior layout and elevation control



LT56 Package



LT58G package

Rotating Laser Levels


Spectra Precision provides a complete line of rotating lasers.

HV101

The entry-level visible red beam laser is automatically self-leveled in the horizontal and vertical planes.

Functions include scanning, speed control, slope settings, and alignment control. A remote control is included for fast one person setup.

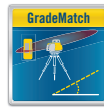
- Split beam – Plumb Point transfer, 90° layout
- Complete kit available and fits in one case with tripod and grade rod
- Combination Interior/Exterior packages are available



HV302

Indoors or outdoors, the automatic, self-leveling HV302 Horizontal/Vertical Laser is the most rugged laser available, tough enough to handle a wide variety of horizontal, vertical and plumb applications.

- Rotor vial for easy & accurate vertical set up
- Multiple scanning angles and rotation speeds
- “Fingerprint” function of the HL760 digital receiver only accepts the beam from the laser it is paired with



HV302G

The HV302G Green Beam Horizontal/Vertical Laser offers superior green beam visibility for increased productivity.

A split beam enables plumb point transfer and 90° layout.

- High-visibility beam – easily visible even in brightly lit conditions
- Rotor vial for easy & accurate vertical set up
- Multiple scanning angles and rotation speeds



QM Distance Meters

Quick Measure Laser Distance Meters offer safe one-person measuring to difficult-to-reach or hazardous locations. They are more accurate than traditional tape measurers offering $\pm 1/12$ in (2.0 mm) over the measured distance. The QM products are small, compact and fits in your pocket or toolbelt.

Illuminated displays are easy to read in low light conditions.

Long battery life provides over 5000 measurements.

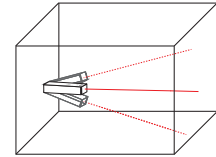
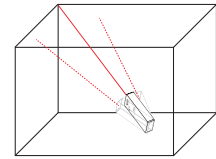


- QM10 is simple to operate
- One button press to measure
- Area and volume calculations
- 100 ft (30 m) range

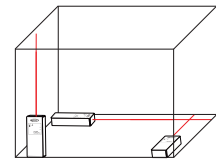


- QM20 provides area and volume calculations
- Pythagoras function provides indirect height or width for inaccessible areas
- 165 ft (50 m) range

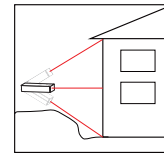
Continuous - min / max



Area / Volume



Indirect Measure (QM20 only)



Laser Tool Accessories



TR10 Mini Tripod
Adjustable head
extends to 58" (1.48 m)



HR1220 Line Receiver, green
and red beam reception,
magnet and clamp included



M156 Rotation Trivet
Provides fine adjustment
for laser tool alignment



M401 Tilting Base
For angles other
than horizontal



M402 Batter Board Clamp
Attaches to boards up to
2.2 in (55 mm), 5/8 x 11 thread



4852-16 Column Clamp
Heavy-duty with adjustable
height and rotation



A complete line of tripods and
grade rods is available. Please
download the full line catalog at
www.spectraprecision.com



SPECIFICATIONS

	LP51	LP51G	LT20	LT20G	LT52R	LT52G	LT56	LT58G
Working Range	100 ft (30 m)	115 ft (35 m)	100 ft (30 m)	115 ft (35 m)	100 ft (30 m) Lines 200 ft (60 m) Points	115 ft (35 m) Lines 230 ft (70 m) Points	80 ft (25 m)	100 ft (30 m)
Range with Receiver	N/A				260 ft (80 m) with HR1220			
Accuracy	± 3/16 in @ 50 ft (3 mm @ 10 m)				± 1/8 in @ 50 ft (3.0 mm @ 15 m)			
Beam Color	Red	Green	Red	Green	Red	Green	Red	Green
Number of Points/ Intersections	5	5	N/A	N/A	6	6	6	6
Number of Planes (Lines)	N/A	N/A	2	2	2	2	3	3
Receiver Option	N/A	N/A	N/A	N/A	HR1220	HR1220	HR1220	HR1220
Out of Level Indication	✓	✓	✓	✓	✓	✓	✓	✓
Battery Type	2 x AA	2 x AA	4 x AA	4 x AA	Lithium-Ion		Lithium-Ion	
Battery Life	20 hrs	10 hrs	8 - 20 hr		Points 25 - 40 hr Lines 8 - 17 hr		25 - 45 hr	11 - 25 hr
Warranty	3 Year Over the Counter Instant Exchange							

	HV101	HV302	HV302G
Working Range	200 ft (60 m) dia	330 ft (100 m) dia	500 ft (150 m) dia
Range with Receiver	1150 ft (350 m) dia (HR320)	2600 ft (800 m) dia (HL760)	2600 ft (800 m) dia (HL760U)
Accuracy	± 1/8 in @ 100 ft (± 3 mm @ 30 m)	± 1/16 in @ 100 ft (± 1.5 mm @ 30 m)	± 1/16 in @ 100 ft (± 1.5 mm @ 30 m)
Self-leveling range	± 5 degrees electronic servo self-leveling		
Beam Color	Red	Red	Green
Number of Points	1	1	1
Number of Planes	1	1	1
Power source	2x D-cell Alkaline batteries	4x D-cell NiMH standard, Alkaline backup	4x D-cell NiMH standard, Alkaline backup
Battery life	50 hr Alkaline	60 hr Alkaline, 45 hr Rechargeable	25 hr Alkaline, 30 hr Rechargeable
Water res.	Yes, IP54	Yes, IP66	Yes, IP66
Warranty	2 Year Over the Counter Instant Exchange	5 Years	3 Years

NORTH AMERICA
Spectra Precision
3265 Logistics Lane, Suite 200
Dayton, Ohio 45377 USA
888-527-3771 (Toll Free in USA)

EUROPE
Spectra Precision (Kaiserslautern) GmbH
Am Sportplatz 5
67661 Kaiserslautern
GERMANY
+49-06301-71 14 14 Tel



www.spectraprecision.com

Spectra Precision Authorized Dealer

Specifications subject to change without notice.

© 2023, Spectra Precision (USA) LLC. All rights reserved. Spectra Precision and the Spectra Precision logo are trademarks of Spectra Precision (USA) LLC., registered in the United States Patent and Trademark Office and other countries. All other trademarks are the property of their respective owners.

Reorder PN 022507-506D (03/23)